

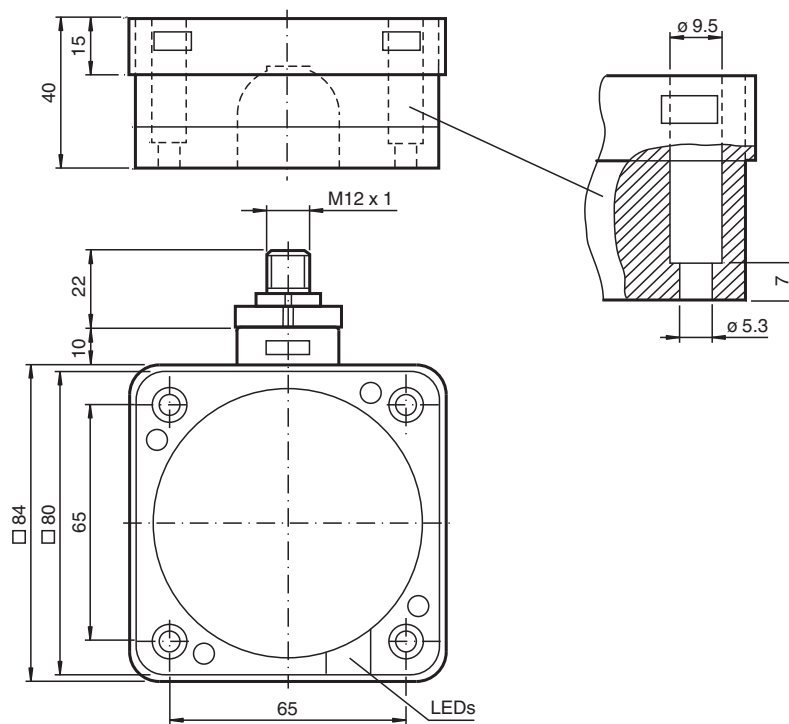


Inductive sensor NRB50-FP-A2-C-P3-V1

- 50 mm flush
- Reduction factor = 1
- Weld Immune
- Short-term interference suppression magnetic fields



Dimensions



Technical Data

General specifications

Switching function		complementary
Output type		PNP
Rated operating distance	s_n	50 mm
Installation		flush
Output polarity		DC
Assured operating distance	s_a	0 ... 40.5 mm
Reduction factor r_{Al}		1
Reduction factor r_{Cu}		1
Reduction factor r_{304}		1
Reduction factor r_{St37}		1
Output type		4-wire

Nominal ratings

Operating voltage	U_B	10 ... 30 V DC
-------------------	-------	----------------

Release date: 2024-05-28 Date of issue: 2024-06-07 Filename: 187795_eng.pdf

Refer to "General Notes Relating to Pepperl+Fuchs Product Information".

Pepperl+Fuchs Group
www.pepperl-fuchs.com

USA: +1 330 486 0001
fa-info@us.pepperl-fuchs.com

Germany: +49 621 776 1111
fa-info@de.pepperl-fuchs.com

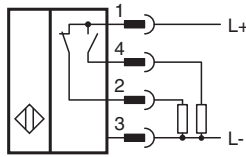
Singapore: +65 6779 9091
fa-info@sg.pepperl-fuchs.com

PEPPERL+FUCHS

Technical Data

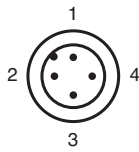
Switching frequency	f	0 ... 1 Hz
Hysteresis	H	typ. 3 %
Reverse polarity protection		reverse polarity protected
Short-circuit protection		pulsing
Voltage drop	U _d	≤ 3 V
Temperature drift		± 10 % at 0 ... 50 °C (32 ... 122 °F) ± 20 % at -25 ... 0 °C (-13 ... 32 °F) and 50 ... 70 °C (122 ... 158 °F)
Rated insulation voltage	U _{BIS}	50 V
Operating current	I _L	0 ... 200 mA
Off-state current	I _r	0 ... 0.5 mA
No-load supply current	I ₀	≤ 20 mA
Time delay before availability	t _v	≤ 300 ms
Constant magnetic field	B	5 mT
Alternating magnetic field	B	5 mT
Tuning-out		typ. 75 ms
Operating voltage indicator		LED, green
Switching state indicator		LED, yellow
Functional safety related parameters		
MTTF _d		854 a
Mission Time (T _M)		20 a
Diagnostic Coverage (DC)		0 %
Compliance with standards and directives		
Standard conformity		
Standards		EN IEC 60947-5-2
Approvals and certificates		
UL approval		cULus Listed, General Purpose
CCC approval		CCC approval / marking not required for products rated ≤36 V
Ambient conditions		
Ambient temperature		-25 ... 70 °C (-13 ... 158 °F)
Mechanical specifications		
Connection type		Connector plug M12 x 1 , 4-pin
Housing material		PBT/metal
Sensing face		PBT, PTFE coated
Housing base		PBT
Degree of protection		IP68
Dimensions		
Height		40 mm
Width		84 mm
Length		84 mm

Connection



Release date: 2024-05-28 Date of issue: 2024-06-07 Filename: 187795_eng.pdf

Connection Assignment



Wire colors in accordance with EN 60947-5-2

1	BN	(brown)
2	WH	(white)
3	BU	(blue)
4	BK	(black)

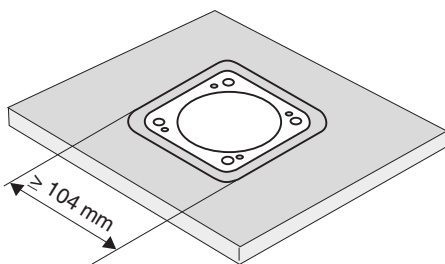
Mounting

These sensors are particularly suitable for embedded installation in floor conveyor systems. The installation of the switch in a metal base plate provides it with considerable protection against mechanical damage.

Care should be taken to ensure that the cut out in the base plate is at least 104 mm x 104 mm and that the sensor is positioned centrally within this cut out.

The active surface of the sensor must not be recessed with respect to the front face of the base plate.

The high switching distance guarantees safe detection and thus control of the floor conveyor system.



Caution!

After removal of the metal screen the proximity switch can no longer be mounted as an embedded installation.